

Home Audit Tools



Sprinkler Measuring Gauge

Use For:

- Avoiding unnecessary sprinkler use, save water and save money. Turn on your sprinkler and when the water reaches the 2" line on the gauge, turn it off.

Keep in Mind:

- Water your lawn early in the morning or late at night and on non-windy days to be most efficient with your water use.


Drip Gauge Water Measuring Vial

Use For:

- Do you have leaky faucets? Put this vial under the leak, collect water for 15 seconds, and see what's being lost per day or per year.

Keep in Mind:

- By fixing leaky faucets, you could save 140 gallons of water a week!



Flow Gauge Measuring Bag

Use For:

- Determine the flow of your showerheads and sinks by holding this bag under the fixture for 5 seconds.

Keep in Mind:

- The Measuring Bag lists the most efficient flow rate for showerheads and faucets.


Dye Tablets

Use For:

- Detecting silent leaks in your toilet. Put one tablet in the tank of the toilet. Wait 15 seconds and if the color appears in your tank, you have a leak.

Keep in Mind:


- A leaky toilet can waste 1,000 gallons per month.



Home Water Audit Kit Manual

Use For:

- Instructions for the tools above and other ways to conserve water throughout the house.



livegreenlexington

